

Standard Operating Procedure for Import of Pet Cat(s)

Pre Arrival Requirements:

1. Minimum 07 days before embarkation, the application form (Annexure 2.1) will be submitted through Email / physically by the applicant along with supported documents
 - a. Supporting Documents includes: Vaccination and Microchip certificate, Official Health certificate along with Annexure2.1.1 signed by competent authority, Air ticket/Airway bill, passport copy etc.
2. After examining the uploaded forms, Advance No Objection certificate (NOC-Annexure 2.2) will be issued by the concerned Animal Quarantine and Certification Services within 1 working day along with parameters to be examined on arrival (Annexure 2.3).

On Arrival at the Port of Entry

1. The AQCS's Officer will carry out physical examination of the pet Cat(s) as per the prescribed format (Annexure 2.3) at the port of entry.
2. In case the pet is found sound and healthy (as per the Annexure 2.3); final NOC (Annexure 2.5) will be issued at the port of entry itself.
3. In case the pet fails to clear physical examination or exhibits clinical signs of diseases mentioned in format at annexure 2.3, it will be taken to the Quarantine Station and will remain under quarantine for 15 days.

During Quarantine Period at AQCS

1. Everyday examination record (Annexure 2.4) will be maintained and testing will be done as per annexure 2.3 if any signs/symptoms will be found, the same will be recorded or updated online. The applicant will bear the charges for testing.
2. Final NOC (Annexure 2.5) will be issued in case negative test reports are obtained for the pet cat under quarantine.
3. In case of the positive testing reports or if the pet dies, deportation/Post –Mortem and incineration will be done at the cost of owner.

***Complete clearance process is depicted at annexure 2 (a, b & c)**

Note: If owner of pet(s) is unable to visit Animal Quarantine & Certification Services personally for the purpose of obtaining No Objection Certificate (NOC), physical examination of cat(s) etc., he/she may authorize his/her representative (Annexure 1.6).

Process for Importing Pet Cat(s) into India under Transfer of Residence-Ease of Understanding

Case 1. – Transfer of Residence

Application Filing

Minimum 7 working days before embarkation, applicant will submit the following documents for Advance No Objection Certificate from AQCS;-

Before filling application, please make sure that you are eligible for Transfer of Residence (Proof of two years overseas stay and visa cancellation/relocation proof)

Application form (Annexure 2.1)

Provisional Decision

If documents are proper

If there is deficiency in documents

Advance No Objection Certificate (Annexure 2.2) along with format for physical examination (Annexure 2.3) is issued and Bill of Entry will be cleared online by AQCS (If coming by cargo)

Applicant will be informed back with point wise reasons for rejection (automatic response by system).
Airline will not lift the pets until advance NOC is obtained by the applicant.

Post Arrival Examination

Quarantine Officer will examine the animal(s) (Annexure 2.3) and documents

Decision on Arrival at port of entry

FIT- Final NOC
(Annexure 2.5)

Unfit-Animal exhibiting clinical signs of diseases as mentioned in format at annexure 2.3 will be quarantined at respective AQCS (15 days) and necessary testing will be carried out.


FIT cases-Final NOC will be issued after Quarantine period in AQCS

Operations in

Testing parameters for confirmatory diagnosis. Everyday examination record (Annexure 2.4) and concerned test reports will be recorded or updated

Decision

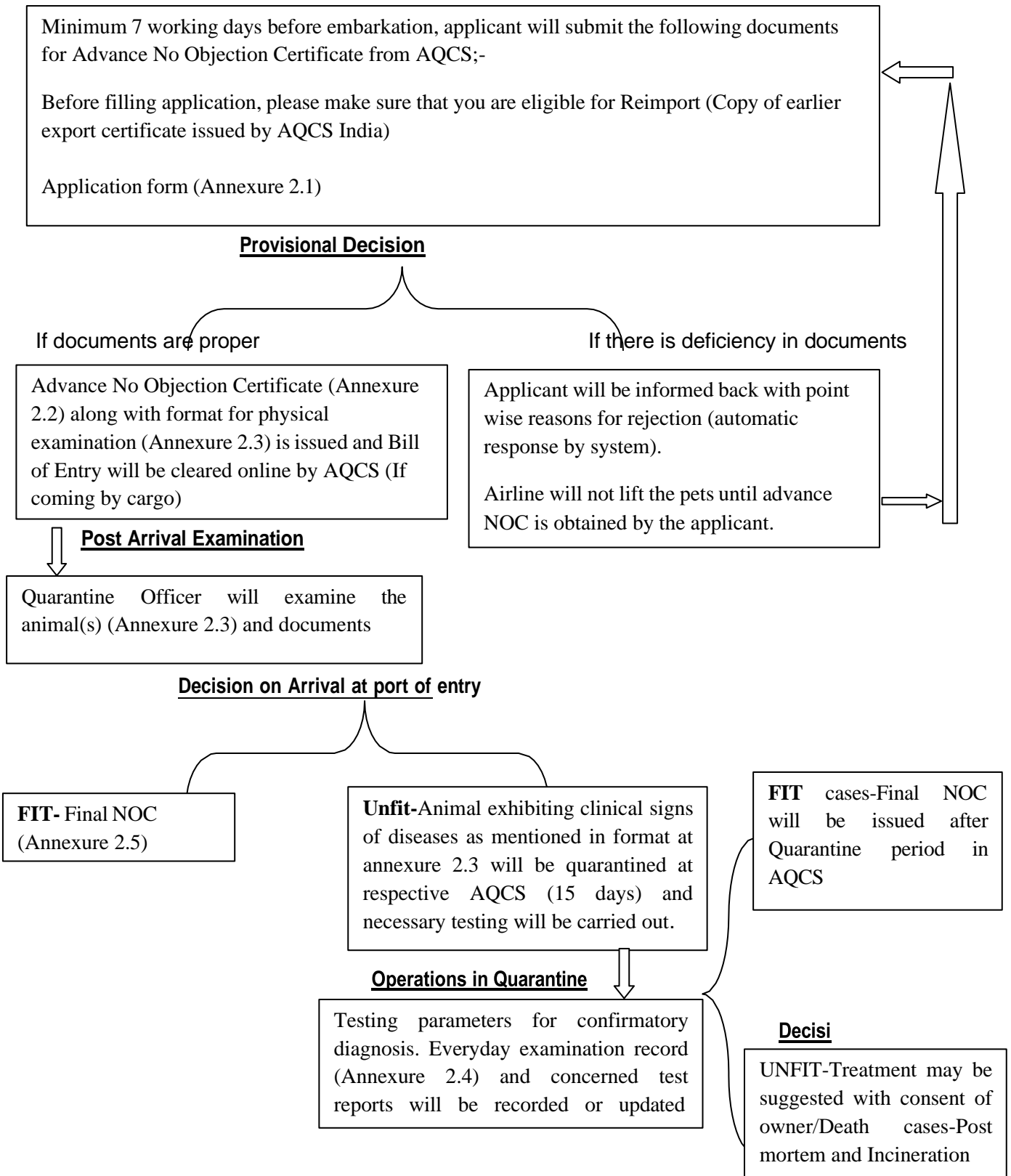
UNFIT-Treatment may be suggested with consent of owner/Death cases-Post mortem and Incineration



Process for Importing Pet Cat(s) into India under Re-import - Ease of Understanding

Case 2. Re-import (As per Circular No. 25 / 2013-Customs)

Application Filing



Process for Importing Pet Cat(s) into India under Directorate General of Foreign Trade (DGFT)- Ease of Understanding

Case 3. – For Short Stay in India (Under DGFT)

Application Filing

Minimum 7 working days before embarkation, applicant will submit the following documents for Advance No Objection Certificate from AQCS;-

Before filling application, please make sure that you have a valid DGFT License (<http://dgftcom.nic.in/eComapplications.html>)

Application form (Annexure 2.1)

Provisional Decision

If documents are proper

If there is deficiency in documents

Advance No Objection Certificate (Annexure 2.2) along with format for physical examination (Annexure 2.3) is issued and Bill of Entry will be cleared online by AQCS (If coming by cargo)

Applicant will be informed back with point wise reasons for rejection (automatic response by system).

Airline will not lift the pets until advance NOC is obtained by the applicant.

Post Arrival Examination

Quarantine Officer will examine the animal(s) (Annexure 2.3) and documents

Decision on Arrival at port of entry

FIT- Final NOC (Annexure 2.5)

Unfit-Animal exhibiting clinical signs of diseases as mentioned in format at annexure 2.3 will be quarantined at respective AQCS (15 days) and necessary testing will be carried out.


FIT cases-Final NOC will be issued after Quarantine period in AQCS

Operations in

Testing parameters for confirmatory diagnosis. Everyday examination record (Annexure 2.4) and concerned test reports will be updated online.

Decisi

UNFIT-Treatment may be suggested with consent of owner/Death cases-Post mortem and Incineration



Annexure 2.1



**Department of Animal Husbandry and Dairying
Ministry of Fisheries, Animal Husbandry and Dairying
Government of India**

**Animal Quarantine
and Certification
Services**

Livestock Importation Act, 1898 amended in 2001

Application Form for obtaining No Objection Certificate from Animal Quarantine and Certification Services, India for import of Pet Cats

1. Animal Quarantine and Certification Services New Delhi <input type="checkbox"/> Mumbai <input type="checkbox"/> Bangalore <input type="checkbox"/> Hyderabad <input type="checkbox"/> Chennai <input type="checkbox"/> Kolkata <input type="checkbox"/>		
2. Name & address of the Applicant: Tel.No. : Email Id:	3. Date of import	4. List of enclosures attached: <ul style="list-style-type: none"> • Annexure 2.1.1 Veterinary Official Health certificate <input type="checkbox"/> • Pet passport <input type="checkbox"/> • Flight Ticket/ Airway bill/ seaway bill <input type="checkbox"/>
5. Purpose of the import	6. Bill of entry issued by Customs (if applicable)	
7. Description of the Pet Cat(s)		
Name	Sex	
Breed	Date of birth	
Microchip No.	Country of origin	
Colour		
8. General Declaration I (Mr./Mrs/Miss)..... am an applicant for import of pet(s) mentioned above and declare that the information furnished on this form, to best of my knowledge and belief are true, correct and complete in every respect. Date: _____ Sign. _____ Medical Condition Declaration (If applicable) It is declared that pet(s) mentioned above are under supervision of a registered Veterinarian. Details of clinical condition and medication is mentioned in the health card (attached with this form) Date: _____ Sign. _____		For official use only <ol style="list-style-type: none"> 1. Acknowledgement no. 2. Unfit for clearance on account of: <ul style="list-style-type: none"> • Veterinary Official Health certificate • Pet passport • Flight Ticket/ Airway bill/ seaway bill <p style="text-align: right; margin-top: 20px;">Official Veterinarian' Signature</p>

Format for authorization to apply for obtaining No Objection Certificate (NOC) at Animal Quarantine & Certification Services (AQCS)

To,

The Officer-In Charge

Animal Quarantine & Certification Services

Ministry of Fisheries, Animal Husbandry, Dairying & Fisheries,

Department of Animal Husbandry & Dairying

Government of India

General Declaration

I, Dr./Mr./Ms/Mrs. with the details mentioned below, am intending to import/exportnos. of Pet (dog(s)/cat(s)) under baggage rule from.....into/ from India. For the purpose of obtaining NOC from Animal Quarantine & Certification Services and documentation, I hereby authorize Mr /Mrs..... (Whose details are given below) on my behalf.

***Note: I am well aware that no charges are levied by AQCS for the purpose of NOC issuance with respect to Import and Export of Pets.**

Details of the applicant

- a. Name
- b. Address
- c. Passport Copy
- d. Destination
- e. Place of embarkation/disembarkation
- f. Mobile No.
- g. Email ID

Details of the authorized Person:

- a. Name
- b. Address
- c. Copy of Aadhar Card/Election ID/ Passport/Driving license
- d. Mobile No.
- e. Email ID